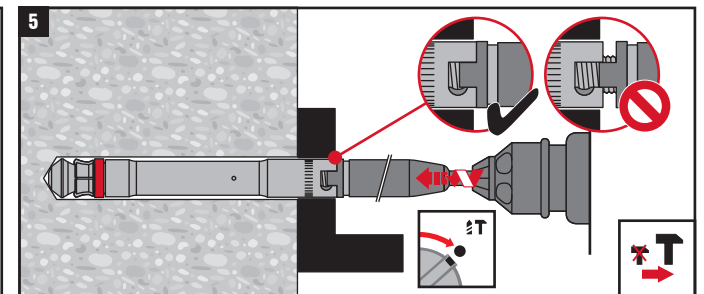
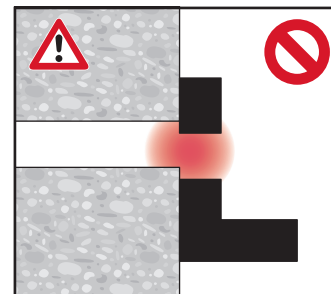
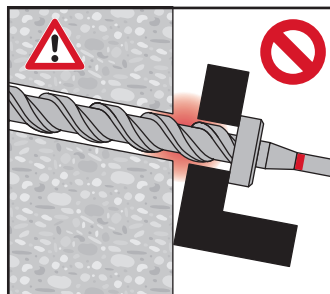
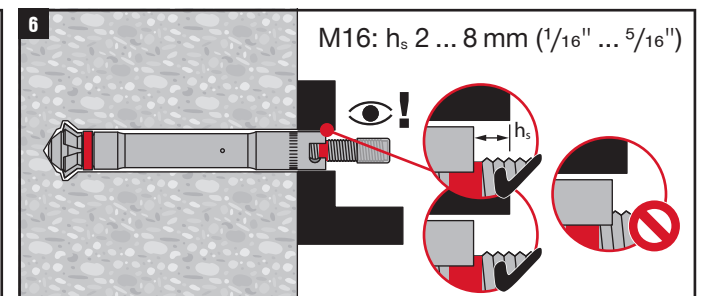
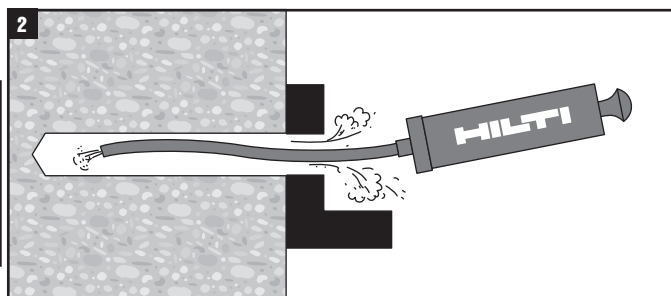


HDA-T/-TF/-TR	max t <sub>fix</sub> [mm]	d <sub>f</sub> [mm]	h <sub>s</sub>	SW [mm]	T <sub>inst</sub>
M16 × 190/40	40	32	2 ... 8 mm (1/16" ... 5/16")	24	120 Nm (89 ft-lb)
M16 × 190/60	60	32			



HDA-T/-TF/-TR	TE-Y (SDS Max)	TE-Y (SDS Max)	TE-Y (SDS Max)
M16 × 190/40	TE-Y-HDA-B 30 × 230	TE-Y-HDA-ST 30-M16	TE 60 ... (04)
M16 × 190/60	TE-Y-HDA-B 30 × 250		TE 70 ... (03)*
			TE 70 ... (04)*



\*With TE 70: h<sub>min</sub> = 340 mm - t<sub>fix</sub> for t<sub>fix,max</sub> = 40 mm and h<sub>min</sub> = 360 mm - t<sub>fix</sub> for t<sub>fix,max</sub> = 60 mm

